




CORE Subjects	Lesson and Resources	Notes / Extension Task
ENGLISH	<a href="#">Lesson 01 - Reading.pptx</a>	
	<a href="#">Lesson 02 - Reading.pptx</a>	
	<a href="#">Lesson 03 - Reading.pptx</a>	
	<a href="#">Lesson 04 - Reading.pptx</a>	
	<a href="#">Lesson 05 - Reading.pptx</a>	
	<a href="#">Lesson 06 - Writing.pptx</a>	
	<a href="#">Lesson 08 - Writing.pptx</a>	

CORE Subjects	Lesson and Resources	Notes / Extension Task
MATHS	<p><u>Lesson 1</u> Order of Operations <b>Sparx: M521</b> Complete the questions at all levels When finished, follow this link and answer the questions. <a href="#">Order of Operations Mixed Practice</a></p>	<p><u>Notes:</u> Where relevant, find the Sparx Task by clicking on Independent Learning:</p>  <p>And then search for the relevant task in the Search bar:</p>  <p>Use the videos for support as you answer the questions.</p> <p><u>Extension Tasks:</u> Complete all Compulsory, Target and XP Boost tasks at 100%</p>
	<p><u>Lesson 2</u> Collecting Like Terms <b>Sparx: M795, M531</b> Follow the links and answer the questions. Click the tick at the bottom to check your answers. <a href="#">Collecting Like Terms Practice</a></p>	
	<p><u>Lesson 3</u> Substitution <b>Sparx: M417, M327</b> Follow this link and answer the questions. Click the tick at the bottom to check your answers. <a href="#">Substitution Practice</a></p>	
	<p><u>Lesson 4</u> Substitution <b>Sparx: M208, M979</b> Follow this link and answer the questions. Click the tick at the bottom to check your answers. <a href="#">Further Substitution Practice</a></p>	

CORE Subjects	Lesson and Resources	Notes / Extension Task
MATHS	<p><u>Lesson 5</u> Expanding Brackets <b>Sparx: M237</b> Follow this link and answer question 1, 2 and 3 Click the tick at the bottom to check your answers. <a href="#">Expanding Brackets</a></p>	<p><u>Notes:</u> Where relevant, find the Sparx Task by clicking on Independent Learning:</p>  <p>And then search for the relevant task in the Search bar:</p> <div> <div>Search for topics:</div> <div>Your curriculum:</div> <div>Enter topic name or code</div> <div>Key Stage 3</div> </div> <p>Use the videos for support as you answer the questions.</p> <p><u>Extension Tasks:</u> Complete all Compulsory, Target and XP Boost tasks at 100%</p>
	<p><u>Lesson 6</u> Expanding and Simplify <b>Sparx: M792</b> Follow this link and answer the question 5 and 6. Click the tick at the bottom to check your answers. <a href="#">Expanding Brackets</a></p>	
	<p><u>Lesson 7</u> Prime Numbers <b>Sparx: M322</b> Follow this link and answer the questions. Click the tick at the bottom to check your answers. <a href="#">Prime Numbers Practice</a></p>	

CORE Subjects	Lesson and Resources	Notes / Extension Task
SCIENCE	<p>Keystage 3 &gt; Chemistry</p> <p>Lesson 1 Atoms, elements and compounds/Pure and impure substances</p> <p>Lesson 2: The particulate nature of matter</p> <p>Lesson 3: Chemical reactions</p> <p>Lesson 4: Energy</p> <p>Lesson 5: Motion and forces</p>	<p><a href="#">Sparx - How to Use</a></p> <p><u>Notes:</u></p> <p>Where relevant, find the Sparx Task by clicking on Independent Learning:</p> <div data-bbox="1384 518 1482 600"> <p>Independent Learning</p> </div> <p>And then search for the relevant task in the Search bar:</p> <div data-bbox="1375 692 1930 754"> <p>Search for topics: <input type="text" value="Enter topic name or code"/></p> <p>Your curriculum: <input type="text" value="Key Stage 3"/></p> </div>

Foundation Subject	Lesson and Resources	Notes / Extension Task
ART		
DRAMA		
FRENCH	<p>Here are the topics that we are studying this half term:</p> <p><b>Describing where you live:</b></p> <ul style="list-style-type: none"> <li>- Describing the area you live in</li> <li>- Describing your house</li> <li>- Expressing where you would like to live</li> <li>- Describing what there is in your town</li> <li>- Talking about what you can do in your town</li> <li>-</li> </ul> <p>Find these topics here on BBC Bitesize:</p> <p><a href="#">KS3 French topics</a></p> <p><a href="#">My house</a></p> <p><a href="#">My room</a></p> <p><a href="#">My local area</a></p> <p><a href="#">Talking about where you live</a></p> <p><a href="#">My dream house</a></p> <p>Practise the vocabulary from the French page in your Knowledge Organiser.</p>	<p><b>Notes:</b></p> <ol style="list-style-type: none"> <li>1. Watch the video on Bitesize and complete the activities.</li> <li>2. Make a note of any new words in French and English.</li> </ol> <p><b>Homework / Extension tasks:</b></p> <ol style="list-style-type: none"> <li>1. Write a short paragraph (50 words) about the topic. Use opinions and future tense. Revise writing it out from memory – ask someone at home to test you if possible!</li> <li>2. Active Learn. Go to <a href="https://www.pearsonactivelearn.com/app/Home">https://www.pearsonactivelearn.com/app/Home</a> Your username is your Regis School email. Your password is TR5Reset23 Complete set tasks.</li> </ol>

Foundation Subject	Lesson and Resources	Notes / Extension Task
<b>GEOGRAPHY</b>	<p>Follow the links below to watch and complete the Oak lessons. You will pause and complete all activities and record your work on the worksheet uploaded or in a notebook or on paper.</p> <p>Website: <a href="https://continuityoak.org.uk/Lessons">https://continuityoak.org.uk/Lessons</a> And then go to GEOGRAPHY- YEAR 7- UNIT 5- World of work</p> <p>Two weeks beginning 16<sup>th</sup> June L10, L11</p>	<p>If you have finished all the tasks in the lesson and resources section and wish to continue some more geography work log on to Seneca using your school account.</p> <p>Search for KS3 Geography and work your way through the learning and quizzes for the topic you are currently learning.</p>
<b>HISTORY</b>	<p>See Arbor for revision material for EOY preparation</p>	

Foundation Subject	Lesson and Resources	Notes / Extension Task
MUSIC		
RELIGIOUS STUDIES	Lesson 1 Christianity revision <a href="https://thenational.academy/pupils/lessons/recap-and-practice-71gkjc?share=true">https://thenational.academy/pupils/lessons/recap-and-practice-71gkjc?share=true</a>	Notes: 1. Open the link and complete the lesson by following the instructions for each task. Extension task: Create a ten question quiz about this topic.
	Lesson 2 Judaism revision <a href="https://thenational.academy/pupils/lessons/recap-and-practice-cgt3et?share=true">https://thenational.academy/pupils/lessons/recap-and-practice-cgt3et?share=true</a>	Notes: 1. Open the link and complete the lesson by following the instructions for each task. Extension task: Create a ten question quiz about this topic.
SPANISH	<p>Here are the topics that we are studying this half term:</p> <p><b>Describing where you live:</b></p> <ul style="list-style-type: none"> <li>- Describing the area you live in</li> <li>- Describing your house</li> <li>- Expressing where you would like to live</li> <li>- Describing what there is in your town</li> <li>- Talking about what you can do in your town</li> </ul> <p>Find these topics here on BBC Bitesize:</p> <p><a href="#">KS3 Spanish topics</a></p> <p><a href="#">Where I live - KS3 Spanish - BBC Bitesize</a></p> <p><a href="#">Exploring the town - KS2 Spanish - BBC Bitesize</a></p> <p><a href="#">Describing my room - KS3 Spanish - BBC Bitesize</a></p>	<p><b>Notes:</b></p> <ul style="list-style-type: none"> <li>3. Watch the video on Bitesize and complete the activities.</li> <li>4. Make a note of any new words in Spanish and English.</li> </ul> <p><b>Homework / Extension tasks:</b></p> <ul style="list-style-type: none"> <li>3. Write a short paragraph (50 words) about the topic. Use opinions and future tense. Revise writing it out from memory – ask someone at home to test you if possible!</li> <li>4. Active Learn. Go to <a href="https://www.pearsonactivelearn.com/app/Home">https://www.pearsonactivelearn.com/app/Home</a> Your username is your Regis School email. Your password is TR5Reset23 Complete set tasks.</li> </ul>